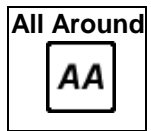

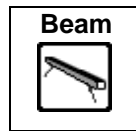
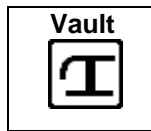


2020 SE Region Pre-Grades Womens Gymnastics



Reg4-2010

No	Name	Club	Comp	D	VTB		D	UB		D	BB		D	FX		D	RC		AA			
43	Kalya	Chawdhary	TGC	Reg4-2010	4.0	12.400	3	4.0	12.500	2	4.0	11.600	1	4.0	12.350	1	3.5	11.350	8	60.200	1	
3	Daisy	Riddiford	KGA	Reg4-2010	4.0	13.000	1	4.0	12.250	5	4.0	10.300	4	4.0	12.300	2	3.5	11.500	6	59.350	2	
11	Anabelle	Mcadie	The Meapa	Reg4-2010	4.0	11.900	7	4.0	12.650	1	4.0	10.900	3	4.0	11.700	5	4.0	11.750	1	58.900	3	
6	Freya	Smithers	Pegasus	Reg4-2010	4.0	12.450	2	4.0	11.600	9	3.5	10.200	5	4.0	11.800	4	3.5	11.550	5	57.600	4	
47	Amelie	Mcelhill	Weybourne	Reg4-2010	4.0	11.600	9	4.0	12.400	3	3.5	10.000	6	4.0	11.100	10	4.0	11.600	3	56.700	5	
1	Beth	Wilson	1066	Reg4-2010	4.0	12.350	4	4.0	12.300	4	3.5	9.300	7	4.0	11.350	7	3.5	11.150	9	56.450	6	
49	Matilda	Cadby	Wickers	Reg4-2010	4.0	12.000	6	4.0	12.050	6	3.0	8.950	8	4.0	12.050	3	3.5	11.400	7	56.450	6	
45	Flora	MacIenlan	Weybourne	Reg4-2010	4.0	12.150	5	4.0	11.650	8	4.0	8.750	10	4.0	11.350	7	4.0	11.700	2	55.600	8	
46	Mia	Jennings	Weybourne	Reg4-2010	4.0	11.450	10	4.0	11.500	11	4.0	11.250	2	3.5	9.750	12	3.5	11.100	10	55.050	9	
48	Marlie	Pelling	Wickers	Reg4-2010	4.0	10.550	13	4.0	11.550	10	3.5	8.850	9	4.0	11.500	6	3.5	11.600	3	54.050	10	
5	Lily	Francis	KGA	Reg4-2010	4.0	11.750	8	4.0	11.950	7	3.5	7.150	12	3.5	11.150	9	3.0	10.600	12	52.600	11	
4	Hollie	Rogers	KGA	Reg4-2010	4.0	11.450	10	4.0	11.050	12	3.5	8.650	11	3.5	10.450	11	3.0	10.850	11	52.450	12	
39	Scarlett	Hellicar	Spectrum	Reg4-2010	4.0	10.900	12	4.0	10.500	13	3.0	5.150	13	3.5	9.450	13	3.0	9.600	13	45.600	13	

Reg4-2009+

No	Name	Club	Comp	D	VTB		D	UB		D	BB		D	FX		D	RC		AA			
41	Isla	Evans	TGC	Reg4-2009+	4.0	13.200	1	4.0	10.900	5	4.0	9.800	3	4.0	12.050	1	3.5	11.050	4	57.000	1	
2	Ella	Sheppard	Bourne	Reg4-2009+	4.0	12.900	2	4.0	11.950	1	3.0	7.900	7	4.0	11.850	2	3.5	11.350	2	55.950	2	
9	Emily	Laws	Spectrum	Reg4-2009+	4.0	12.100	4	4.0	11.800	2	3.0	8.600	5	3.5	10.850	6	3.5	10.800	5	54.150	3	
38	Sophia	Goss	Spectrum	Reg4-2009+	4.0	12.400	3	4.0	10.150	7	4.0	9.400	4	3.5	11.000	4	3.5	11.100	3	54.050	4	
10	Amber	Francis	Spectrum	Reg4-2009+	4.0	11.150	7	4.0	11.500	4	4.0	9.950	2	3.5	10.850	6	3.5	10.250	8	53.700	5	
7	Molly	Sparshatt	Southbourne	Reg4-2009+	4.0	11.400	6	4.0	9.500	8	4.0	10.600	1	3.5	10.900	5	3.5	10.750	6	53.150	6	
44	Lily	Alford	TGC	Reg4-2009+	4.0	11.700	5	4.0	11.550	3	2.5	6.200	8	3.5	11.250	3	3.5	10.550	7	51.250	7	
8	Eva	Tonge	Spectrum	Reg4-2009+	4.0	10.050	8	4.0	10.700	6	3.0	8.250	6	3.5	10.000	8	3.5	11.500	1	50.500	8	

Reg3-2009

No	Name	Club	Comp	D	VTB		D	UB		D	BB		D	FX		D	RC		AA			
34	Isabelle	Rush	Wickers	Reg3-2009	4.0	12.950	2	4.0	12.000	6	3.5	12.100	3	4.0	11.750	8	4.0	12.550	3	61.350	1	
29	Annabel	Calderbank	TGC	Reg3-2009	4.0	12.000	8	4.0	11.950	8	4.0	12.350	1	4.0	12.150	3	4.0	12.600	2	61.050	2	
21	Sophie	Callow	L&D	Reg3-2009	4.0	12.000	8	4.0	12.000	6	4.0	12.200	2	4.0	12.450	1	4.0	12.300	7	60.950	3	
19	Elizabeth	Stansbury	L&D	Reg3-2009	4.0	12.800	3	4.0	12.100	4	4.0	11.700	4	4.0	11.900	6	4.0	12.150	10	60.650	4	
28	Megan	Carr-Taylor	The Meapa	Reg3-2009	4.0	12.400	6	4.0	12.150	2	4.0	11.450	6	4.0	11.850	7	4.0	12.450	5	60.300	5	
17	Rachel	Meneses	L&D	Reg3-2009	4.0	12.100	7	4.0	12.350	1	3.5	11.600	5	4.0	12.200	2	3.5	11.850	11	60.100	6	
31	Scarlet	Quinton	Weybourne	Reg3-2009	4.0	12.500	4	3.5	11.150	12	3.5	11.250	9	4.0	11.750	8	4.0	12.550	3	59.200	7	
33	Emilia	House	Wickers	Reg3-2009	4.0	13.050	1	4.0	11.250	10	3.0	11.300	8	4.0	11.250	12	4.0	12.300	7	59.150	8	
25	Eva	Falvey	Spectrum	Reg3-2009	4.0	12.000	8	4.0	12.050	5	3.5	11.400	7	3.5	11.100	13	4.0	12.450	5	59.000	9	
20	Abigail	Folwell	L&D	Reg3-2009	4.0	11.700	11	4.0	11.950	8	4.0	9.750	14	4.0	12.150	3	4.0	12.850	1	58.400	10	
36	Brooke	Sharpe	Wickers	Reg3-2009	4.0	12.450	5	4.0	12.150	2	3.5	11.050	11	4.0	11.750	8	4.0	10.950	13	58.350	11	
18	Nancy	Hanson	L&D	Reg3-2009	4.0	11.600	13	4.0	11.050	13	3.5	10.150	13	4.0	12.050	5	4.0	12.300	7	57.150	12	
15	Sophie	Cooke	KGA	Reg3-2009	4.0	11.500	14	4.0	11.200	11	4.0	11.100	10	4.0	10.450	14	4.0	11.550	12	55.800	13	
26	Kayleigh	Bell	Spectrum	Reg3-2009	4.0	11.650	12	4.0	10.800	14	3.5	10.950	12	4.0	11.400	11	3.0	10.850	14	55.650	14	
16	Erin	Bowman	KGA	Reg3-2009	0.0	0.000	15	3.5	7.500	15	0.0	0.000	15	0.0	0.000	15	0.0	0.000	15	7.500	15	

Reg3-2008+

No	Name	Club	Comp	D	VTB		D	UB		D	BB		D	FX		D	RC		AA			
32	Daisy	Bryant	Wickers	Reg3-2008+	4.0	12.400	4	4.0	11.800	3	4.0	12.350	1	4.0	12.100	1	3.5	11.350	5	60.000	1	
37	Alice	Bowman	Wickers	Reg3-2008+	4.0	12.800	1	4.0	12.250	2	3.5	11.200	2	4.0	11.750	2	4.0	11.800	2	59.800	2	
22	Sienna	Marodeen	Chichester	Reg3-2008+	4.0	11.800	5	4.0	12.450	1	3.5	11.200	2	4.0	11.700	3	3.5	11.850	1	59.000	3	
35	Elizabeth	Shephard	Wickers	Reg3-2008+	4.0	12.500	3	4.0	11.800	3	3.5	11.050	4	4.0	11.450	4	4.0	11.550	3	58.350	4	
23	Brooke	Sullivan	Chichester	Reg3-2008+	4.0	11.250	8	4.0	11.350	6	3.5	10.950	5	4.0	10.950	5	3.5	11.500	4	56.000	5	
24	Athena	Wadey	Southbourne	Reg3-2008+	4.0	12.700	2	4.0	11.450	5	3.0	9.100	6	4.0	10.850	6	3.5	10.750	9	54.850	6	
27	Mia	Barker	Spectrum	Reg3-2008+	4.0	11.700	6	3.5	9.900	8	3.0	8.850	7	4.0	10.650	7	3.5	11.300	6	52.400	7	
12	Niamh	Kavanagh	KGA	Reg3-2008+	4.0	11.600	7	4.0	10.050	7	3.0	7.700	9	3.5	9.600	9	3.5	11.000	8	49.950	8	
13	Rose	Durrand	KGA	Reg3-2008+	4.0	11.150	9	4.0	9.550	9	3.0	7.950	8	4.0	10.000	8	3.5	11.050	7	49.700	9	