

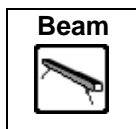
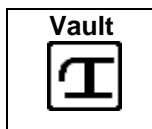


2020 SE Region Pre-Grades Womens Gymnastics



Gr5-2011

No	Name	Club	Comp	D	VTB		D	UB		D	BB		D	FX		D	RC		AA			
77	Zofia	Dziedzic	Pegasus	Gr5-2011	3.5	12.450	5 =	4.0	12.800	1	4.0	11.800	6 =	4.0	12.000	4 =	4.0	13.000	1	62.050	1	
75	Isla	Shattock	L&D	Gr5-2011	3.5	11.950	13 =	4.0	12.250	2	4.0	12.350	2	4.0	11.800	8	4.0	12.500	3	60.850	2	
53	Alicia	Richards	1066	Gr5-2011	3.5	12.500	3 =	4.0	12.100	3	4.0	12.450	1	4.0	11.350	16	4.0	12.000	6	60.400	3	
52	Bethany	Huntly	1066	Gr5-2011	3.5	12.450	5 =	4.0	12.050	4	4.0	11.550	11 =	4.0	11.900	6	4.0	11.900	7	59.850	4	
91	Anabella	Hodgson	Wickers	Gr5-2011	3.5	12.400	8	4.0	11.800	6	4.0	11.850	5	4.0	12.050	3	4.0	11.650	11	59.750	5	
78	Layla	Drummond	Pegasus	Gr5-2011	3.5	12.500	3 =	4.0	11.450	10	4.0	11.750	8	4.0	12.150	1	4.0	11.750	9	59.600	6	
83	Emelia	Warnes	Southbourne	Gr5-2011	3.5	12.550	1 =	4.0	11.300	11	4.0	12.150	3	4.0	11.400	15	3.5	11.700	10	59.100	7	
76	Eleanor	Woodhouse	Pegasus	Gr5-2011	3.5	12.250	9 =	4.0	11.600	8	4.0	11.250	15	4.0	11.700	9	4.0	12.150	4 =	58.950	8	
51	Holly	Lewis	1066	Gr5-2011	3.5	12.550	1 =	4.0	11.950	5	3.5	10.600	18	4.0	11.450	14	4.0	12.150	4 =	58.700	9	
88	Charlotte	Hampson	Wickers	Gr5-2011	3.5	11.500	19	4.0	11.500	9	4.0	10.850	17	4.0	11.550	11	4.0	12.550	2	57.950	10	
89	Sophia	Goodall	Wickers	Gr5-2011	3.5	11.900	15 =	4.0	10.700	13	4.0	11.700	9	4.0	12.100	2	3.5	11.500	14	57.900	11	
54	Olivia	Garfield	Chichester	Gr5-2011	3.5	12.000	12	4.0	11.650	7	4.0	11.550	11 =	4.0	11.250	17 =	3.5	11.150	15	57.600	12	
50	Mollie	Upton	1066	Gr5-2011	3.5	12.450	5 =	4.0	10.100	18	4.0	11.800	6 =	4.0	11.600	10	3.5	11.150	15	57.100	13	
79	Ellie	Tomlin	Prime	Gr5-2011	3.5	11.850	17 =	4.0	10.050	19	4.0	11.600	10	4.0	11.500	12 =	4.0	11.900	7	56.900	14	
90	Ellie	Roberts	Wickers	Gr5-2011	3.5	11.850	17 =	4.0	10.450	16	4.0	10.950	16	4.0	12.000	4 =	3.5	11.550	13	56.800	15	
85	Indiya	Gibbs	Southbourne	Gr5-2011	3.5	12.200	11	4.0	10.600	14	4.0	12.050	4	4.0	11.250	17 =	3.5	10.600	18	56.700	16	
84	Gabi	Lush	Southbourne	Gr5-2011	3.5	11.950	13 =	4.0	11.000	12	4.0	11.350	14	4.0	11.500	12 =	3.0	10.450	19	56.250	17	
82	Leyla	Davis	Weybourne	Gr5-2011	3.5	11.900	15 =	4.0	10.550	15	4.0	10.100	19	4.0	11.850	7	4.0	11.600	12 =	56.000	18	
55	Chloe	Dillingham	Chichester	Gr5-2011	3.5	12.250	9 =	4.0	10.250	17	4.0	11.400	13	4.0	11.150	19	3.5	10.850	17 =	55.900	19	

Reg1-2007

No	Name	Club	Comp	D	VTB		D	UB		D	BB		D	FX		D	RC		AA			
62	Ruby	Ettridge	Wickers	Reg1-2007	4.0	13.000	2	4.0	12.300	2	4.0	12.250	1	4.0	11.100	2	4.0	12.500	1	61.150	1	
58	Maisie	Osmend	Southbourne	Reg1-2007	4.0	13.050	1	4.0	10.900	4	4.0	12.200	2	4.0	11.050	3	3.5	11.950	2	59.150	2	
61	Grace	Spindler	Wickers	Reg1-2007	4.0	12.850	4	4.0	12.850	1	4.0	10.650	3	4.0	11.150	1	3.5	11.450	4	58.950	3	
59	Kara	Ginn	Southbourne	Reg1-2007	4.0	12.950	3	4.0	12.000	3	4.0	10.550	4	3.5	7.550	4	4.0	11.550	3	54.600	4	

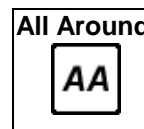

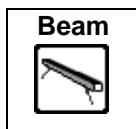
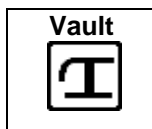
Reg1-2006+

No	Name	Club	Comp	D	VTB		D	UB		D	BB		D	FX		D	RC		AA			
63	Jemma	Ridley	The Meapa	Reg1-2006+	4.0	12.550	1	4.0	12.400	1	3.5	11.800	1	4.0	11.350	1	4.0	12.350	1	60.450	1	
60	Ebony	Silver	Southbourne	Reg1-2006+	4.0	12.400	3	4.0	11.700	2	3.5	10.000	2	3.5	9.500	3	3.5	10.200	3	53.800	2	
65	Holly	Greatorex	Kestrel	Reg1-2006+	4.0	12.500	2	4.0	10.750	4	3.0	8.800	3	3.5	9.900	2	3.0	9.900	4	51.850	3	
64	Molly	Searle	Kestrel	Reg1-2006+	4.0	12.350	4	4.0	11.000	3	3.0	7.650	4	3.0	8.850	4	3.5	11.050	2	50.900	4	

Reg2-2008+

No	Name	Club	Comp	D	VTB		D	UB		D	BB		D	FX		D	RC		AA			
66	Katie	Ridley	The Meapa	Reg2-2008+	4.0	12.350	4	4.0	12.500	1	4.0	12.200	1	4.0	11.200	5 =	4.0	12.700	3 =	60.950	1 =	
67	Emmie	Atkinson	TGC	Reg2-2008+	4.0	12.950	1	4.0	12.150	2	4.0	11.200	5	4.0	11.850	1	4.0	12.800	2	60.950	1 =	
69	Harshita	Jayanthi	L&D	Reg2-2008+	4.0	12.250	5	4.0	11.300	8	4.0	12.000	2	4.0	11.750	2	4.0	13.200	1	60.500	3	
73	Rhiannon	Kennard	Bourne	Reg2-2008+	3.0	12.050	7	4.0	11.550	5 =	4.0	11.700	3	4.0	11.250	3 =	3.5	11.500	6	58.050	4	
74	Isadora	Lee	Wickers	Reg2-2008+	4.0	12.700	2	4.0	11.950	3	4.0	11.300	4	3.5	10.400	8	3.5	11.600	5 =	57.950	5	
71	Caitlin	Goodram	L&D	Reg2-2008+	4.0	12.400	3	4.0	11.650	4	4.0	10.200	8	4.0	11.200	5 =	3.5	11.650	4	57.100	6	
70	Jessica	Haines	L&D	Reg2-2008+	4.0	12.200	6	4.0	11.250	9	4.0	9.700	9	4.0	11.250	3 =	3.5	11.200	7	56.600	7	
68	Rebecca	Sorrell	Kestrel	Reg2-2008+	3.0	10.750	9	4.0	11.350	7	4.0	10.900	6	3.5	10.700	7	3.5	10.650	9	54.350	8	
72	Courtney	Fiddy	Southbourne	Reg2-2008+	4.0	11.300	8	4.0	11.550	5 =	4.0	10.750	7	4.0	9.200	9	3.5	10.950	8	53.750	9	

2020 SE Region Pre-Grades Womens Gymnastics



Gr5-2010+

No	Name	Zone	Club	Comp	D	VTB		D	UB		D	BB		D	FX		D	RC		AA	
81	Bethany	Zone	Prime	Gr5-2010+	3.5	12.000	2	4.0	11.800	1	4.0	10.600	2	4.0	11.300	1	4.0	12.100	1	57.800	1
80	Emily	Attfield	Prime	Gr5-2010+	3.5	11.950	3	4.0	10.400	2	4.0	11.000	1	4.0	10.800	2	3.5	10.050	2	54.200	2
86	Annabel	Joint	TGC	Gr5-2010+	3.5	12.650	1	3.0	4.550	3	3.5	9.850	3	3.5	7.900	3	3.0	9.450	3	44.400	3
87	Sophie	Beane	TGC	Gr5-2010+	0.0	0.000	4	0.0	0.000	4	0.0	0.000	4	0.0	0.000	4	0.0	0.000	4	0.000	4