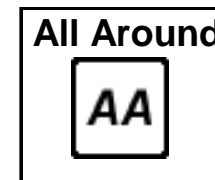
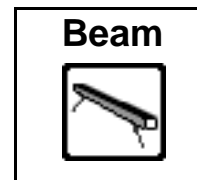



2019 SG Vol Elite 432

Womens Gymnastics

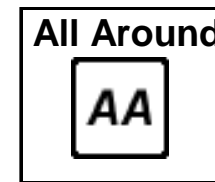




L600A-8Yr

No	Name		Region	Comp	VTB		D	UB		D	BB		D	FX		AA	
123	Alannah	Dyce	Cumbernauld	L600A-8Yr	11.700	1	2.6	11.500	1	2.7	12.033	1	2.6	11.233	1	46.467	1
64	Maya	Sardar	DGC2k	L600A-8Yr	11.100	16 =	2.1	10.900	8	2.7	11.167	9	2.6	10.967	5 =	44.133	2
115	Megan	Clark	Garioch	L600A-8Yr	11.350	3 =	2.0	10.800	10	2.7	11.300	7	2.6	10.567	17	44.017	3
33	Emily	Wilson	Balwearie	L600A-8Yr	11.050	23 =	2.1	10.200	24 =	2.7	11.233	8	2.6	10.967	5 =	43.450	4
32	Caitlin	McLeish	Central	L600A-8Yr	11.100	16 =	2.1	11.300	2	2.7	10.500	27	2.6	10.467	22 =	43.367	5
128	Sarah	Quinn	Hamilton	L600A-8Yr	11.350	3 =	1.5	10.550	13	2.6	10.267	34 =	2.6	11.000	3 =	43.167	6
125	Erin	Murray	Hamilton	L600A-8Yr	11.000	31 =	1.5	10.200	24 =	2.6	11.400	5	2.6	10.500	19 =	43.100	7
50	Natalie	More	Lasswade	L600A-8Yr	11.100	16 =	1.5	10.300	18	2.7	10.633	21 =	2.6	11.000	3 =	43.033	8
119	Tala	Wilson	Garioch	L600A-8Yr	10.900	40 =	2.6	10.950	6 =	2.6	10.900	16	2.6	10.233	35 =	42.983	9 =
42	Skye	Roddie	Largs	L600A-8Yr	11.500	2	2.6	10.350	17	2.1	10.433	29	2.2	10.700	12 =	42.983	9 =
34	Lauren	Adams	Balwearie	L600A-8Yr	11.300	5 =	2.1	11.150	3	2.7	9.800	42 =	2.6	10.700	12 =	42.950	11
56	Roxanne	Perris	Fife	L600A-8Yr	10.650	59 =	2.1	11.100	4	2.6	11.333	6	2.6	9.800	50 =	42.883	12
30	Teme	Desi	West Lothian	L600A-8Yr	11.050	23 =	2.1	9.700	42 =	2.7	11.000	11 =	2.6	10.800	9 =	42.550	13 =
124	Ava	Mackie	Hamilton	L600A-8Yr	11.000	31 =	1.5	10.250	21 =	2.7	11.600	2	2.2	9.700	52 =	42.550	13 =
29	Claudia	Raven	West Lothian	L600A-8Yr	11.000	31 =	2.1	11.000	5	2.6	10.100	37	2.6	10.367	27 =	42.467	15
35	Fearne	Jarrett	Balwearie	L600A-8Yr	10.800	47 =	2.1	10.950	6 =	2.6	10.300	32 =	2.6	10.400	26	42.450	16
106	Erin	Mitchell	City of Aberdeen	L600A-8Yr	10.950	36 =	2.1	10.150	26 =	2.6	11.000	11 =	2.6	10.333	29 =	42.433	17
127	Aaliyah	Mccallum	Hamilton	L600A-8Yr	10.950	36 =	1.5	9.800	38 =	2.6	11.100	10	2.6	10.500	19 =	42.350	18
37	Imogen	Wardlaw	Perth	L600A-8Yr	11.300	5 =	1.5	9.800	38 =	2.6	10.867	17 =	2.6	10.333	29 =	42.300	19
99	Summer	Hill	City of Edinburgh	L600A-8Yr	11.100	16 =	1.5	10.000	30 =	2.7	11.000	11 =	2.6	10.100	42 =	42.200	20
120	Eimear	Mcallister	City of Glasgow	L600A-8Yr	10.600	66 =	2.1	10.300	19 =	2.6	10.933	15	2.6	10.333	29 =	42.167	21
41	Etta	Bell	Largs	L600A-8Yr	11.050	23 =	2.0	9.950	33	2.7	10.467	28	2.6	10.633	16	42.100	22
51	Mya	Calder	Lasswade	L600A-8Yr	11.100	16 =	2.1	10.300	19 =	2.6	9.467	48	2.7	11.100	2	41.967	23
129	Amélie	Hanson	Hamilton	L600A-8Yr	10.700	54 =	1.5	10.050	29	2.6	10.867	17 =	2.6	10.200	38 =	41.817	24
40	Fearne	Simpson	Auchterarder	L600A-8Yr	10.750	49 =	2.1	10.800	11	2.6	10.633	21 =	2.6	9.533	58	41.717	25
57	Zoe	Grant	Lothian	L600A-8Yr	11.050	23 =	2.1	9.800	38 =	2.7	10.333	30	2.6	10.500	19 =	41.683	26
116	Sophia	Gall	Garioch	L600A-8Yr	10.900	40 =	1.5	10.450	15	2.6	9.433	49 =	2.6	10.867	8	41.650	27

2019 SG Vol Elite 432


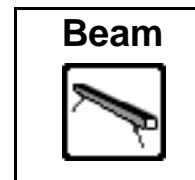
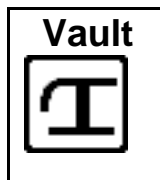
Womens Gymnastics



104	Kaycee	Lamont	Fyrish	L600A-8Yr	10.900	40 =	1.5	9.700	42 =	2.6	10.600	24 =	2.6	10.333	29 =	41.533	28
111	Holly	Penman	Dynamic	L600A-8Yr	11.300	5 =	2.0	8.550	60 =	2.7	11.433	3 =	2.6	10.200	38 =	41.483	29
101	Lucy	Stirling	City of Edinburgh	L600A-8Yr	10.900	40 =	1.5	10.600	12	2.7	10.300	32 =	2.6	9.667	54	41.467	30
36	Lyla	Steel	Balwearie	L600A-8Yr	10.900	40 =	1.5	9.450	50	2.7	10.033	38 =	2.6	10.900	7	41.283	31
48	Emily	Paterson	Lasswade	L600A-8Yr	10.750	49 =	1.5	9.550	48	2.5	10.300	31	2.7	10.667	14 =	41.267	32
52	Blanka	Murawska	Lasswade	L600A-8Yr	10.950	36 =	2.1	10.400	16	2.6	9.367	52	2.7	10.467	24	41.183	33
102	Emily	Waller	City of Edinburgh	L600A-8Yr	11.050	23 =	1.5	9.250	52 =	2.6	10.200	36	2.6	10.667	14 =	41.167	34 =
31	Lexi	Maciver	Central	L600A-8Yr	10.750	49 =	1.5	9.250	52 =	2.7	10.967	14	2.6	10.200	38 =	41.167	34 =
131	Olivia	Gallacher	Hamilton	L600A-8Yr	11.150	12 =	1.5	9.850	36 =	2.6	9.800	42 =	2.6	10.300	34	41.100	36
110	Esme	Rogers	City of Aberdeen	L600A-8Yr	11.000	31 =	2.1	10.250	21 =	2.7	10.267	34 =	2.6	9.467	60 =	40.983	37
103	Imogen	Ford	City of Edinburgh	L600A-8Yr	11.100	16 =	1.5	8.600	59	2.6	10.833	20	2.6	10.367	27 =	40.900	38
132	Mia	Segar	Dunfermline Zodiak	L600A-8Yr	11.150	12 =	2.0	10.500	14	2.6	8.900	61	2.6	10.333	29 =	40.883	39
98	Ella	Bailie	City of Edinburgh	L600A-8Yr	10.850	46	2.0	8.550	60 =	2.6	11.433	3 =	2.6	9.967	47 =	40.800	40
100	Daisy	O'Donnell	City of Edinburgh	L600A-8Yr	11.150	12 =	2.1	10.150	26 =	2.7	9.367	53	2.6	10.067	45 =	40.733	41
126	Charlotte	Brockie	Hamilton	L600A-8Yr	10.700	54 =	1.5	9.800	38 =	2.6	10.033	38 =	2.6	10.100	42 =	40.633	42
49	Lola	Edwards	Lasswade	L600A-8Yr	11.050	23 =	1.5	10.150	26 =	2.6	9.067	57 =	2.6	10.233	35 =	40.500	43
130	Harlee	Wilkie	Hamilton	L600A-8Yr	10.650	59 =	1.5	10.000	30 =	2.6	9.500	47	2.6	10.200	38 =	40.350	44
105	Lacie	Henderson	Fyrish	L600A-8Yr	10.700	54 =	1.5	9.700	42 =	2.5	9.833	41	2.6	9.967	47 =	40.200	45
122	Ellie	Gray	City of Glasgow	L600A-8Yr	11.250	9 =	1.5	9.350	51	1.6	8.767	62 =	2.6	10.800	9 =	40.167	46
108	Isla	Mitchell	City of Aberdeen	L600A-8Yr	11.050	23 =	2.1	10.850	9	2.6	8.533	66	2.6	9.600	56	40.033	47
118	Lily-Kate	Laing	Garioch	L600A-8Yr	11.050	23 =	2.0	9.200	54 =	2.0	9.433	49 =	2.6	10.233	35 =	39.917	48
38	Jessie	Campbell	Auchterarder	L600A-8Yr	10.600	66 =	0.8	8.000	67	2.7	10.867	19	2.6	10.433	25	39.900	49
66	Rose	Mcclintock	DGC2k	L600A-8Yr	11.300	5 =	1.5	8.850	57	2.6	8.667	64	2.6	10.800	9 =	39.617	50
117	Amy	Killicoat	Garioch	L600A-8Yr	10.650	59 =	1.5	9.650	45 =	2.6	9.067	57 =	2.6	10.100	42 =	39.467	51
59	Lily	Mclaren	DGC2k	L600A-8Yr	10.900	40 =	1.5	9.900	34	2.6	9.667	45	2.6	8.933	66	39.400	52
67	Abbie	Moran	DGC2k	L600A-8Yr	11.000	31 =	1.5	7.900	68	2.6	9.733	44	2.6	10.533	18	39.167	53
112	Kara	Mcilvaney	Dynamic	L600A-8Yr	11.250	9 =	0.9	7.250	70	2.6	10.533	26	2.6	10.067	45 =	39.100	54
133	Aimee	Mckenzie	Dunfermline Zodiak	L600A-8Yr	10.750	49 =	1.5	8.800	58	2.6	9.567	46	2.6	9.933	49	39.050	55
65	Isabella	Maxfield	DGC2k	L600A-8Yr	10.950	36 =	1.5	9.200	54 =	2.2	8.333	67	2.6	10.467	22 =	38.950	56
58	Lucy	Ireland	DGC2k	L600A-8Yr	11.250	9 =	0.9	7.000	71	2.6	10.633	21 =	2.6	9.800	50 =	38.683	57
107	Amber	Jones-Goldie	City of Aberdeen	L600A-8Yr	10.650	59 =	2.1	10.250	21 =	2.6	8.267	68	2.1	9.400	62	38.567	58

2019 SG Vol Elite 432

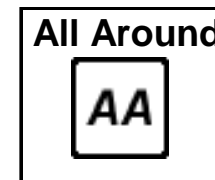
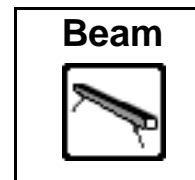

Womens Gymnastics



53	Hannah	Rahim	Fife	L600A-8Yr	10.750	49 =	1.5	9.500	49	2.6	9.433	49 =	2.1	8.833	67		38.517	59
55	Emma	Pratt	Fife	L600A-8Yr	9.650	74	2.1	9.900	35	2.6	9.267	56	2.6	9.633	55		38.450	60
61	Amba	Ross	DGC2k	L600A-8Yr	10.650	59 =	1.5	9.650	45 =	2.0	9.067	57 =	1.6	8.967	65		38.333	61
39	Cameron	Stewart	Auchterarder	L600A-8Yr	10.800	47 =	1.4	8.500	62	2.6	9.300	55	2.6	9.567	57		38.167	62
109	Jazmine	Stewart	City of Aberdeen	L600A-8Yr	11.100	16 =	1.5	10.000	30 =	2.6	8.167	70	2.1	8.667	69 =		37.933	63
114	Eva	Doyle	Dynamic	L600A-8Yr	10.700	54 =	0.8	7.400	69	2.6	10.600	24 =	2.6	9.200	64		37.900	64
121	Rosie	Gilmour	City of Glasgow	L600A-8Yr	10.150	73	1.5	9.650	45 =	2.6	9.333	54	2.1	8.600	71		37.733	65
43	Isla	Campbell	Cameo	L600A-8Yr	10.650	59 =	1.5	9.850	36 =	2.5	7.500	74	2.1	9.467	60 =		37.467	66
60	Grace	Mcnally	DGC2k	L600A-8Yr	10.700	54 =	1.5	8.250	65	2.0	9.033	60	2.6	9.267	63		37.250	67
63	Jessica	Razmislevicius	DGC2k	L600A-8Yr	10.250	72	1.5	8.350	63 =	2.6	8.233	69	2.6	9.500	59		36.333	68
44	Lexi	Archer	ACE Perth	L600A-8Yr	11.150	12 =	1.5	8.150	66	2.6	7.767	71	2.6	8.667	69 =		35.733	69
45	Lily-Anne	Kelly	ACE Perth	L600A-8Yr	10.500	70	1.5	8.350	63 =	2.6	8.767	62 =	2.1	8.067	73		35.683	70
47	Kaira	Johnston	ACE Perth	L600A-8Yr	10.650	59 =	1.4	9.050	56	2.6	7.567	72 =	2.1	8.300	72		35.567	71
113	Olivia	Cook	Dynamic	L600A-8Yr	10.600	66 =	1.5	6.750	72	2.6	9.933	40	2.6	7.967	74		35.250	72
46	Maia	Connaghan	ACE Perth	L600A-8Yr	10.600	66 =	0.8	5.200	73	2.6	8.600	65	2.6	9.700	52 =		34.100	73
62	Kate	Roden	DGC2k	L600A-8Yr	10.400	71	0.8	4.600	74	2.6	7.567	72 =	2.1	8.733	68		31.300	74

2019 SG Vol Elite 432

Womens Gymnastics

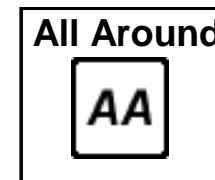
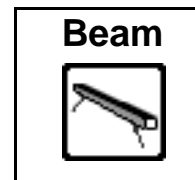



L4OOA-14+Yr

No	Name	Region	Comp	VTB		D	UB		D	BB		D	FX		AA		
1	Eve	Swan	Arbroath	L4OOA-14+Yr	11.750	3 =	2.9	11.100	1	3.1	11.600	1	3.3	11.700	2	46.150	1
5	Caitlin	Vannet	Arbroath	L4OOA-14+Yr	11.300	15 =	2.8	10.950	2	3.2	10.400	11	3.2	11.650	3	44.300	2
12	Ruby	Campbell	Auchterarder	L4OOA-14+Yr	11.950	2	2.8	10.000	6 =	3.7	10.600	5	3.2	11.450	6 =	44.000	3
4	Milly	Cresswell	Arbroath	L4OOA-14+Yr	11.650	6 =	1.6	9.650	14	2.6	11.100	2	3.1	11.450	6 =	43.850	4
16	Hannah	Anderson	West Lothian	L4OOA-14+Yr	11.750	3 =	1.5	9.950	8	3.3	9.750	17	3.1	11.600	4	43.050	5
24	Abbie	Mcgonigal	Dynamic	L4OOA-14+Yr	11.650	6 =	2.6	10.150	5	3.1	8.900	20	3.5	11.950	1	42.650	6
22	Amy	Findlay	City of Aberdeen	L4OOA-14+Yr	10.850	21	1.5	9.800	11 =	2.7	10.550	7	3.0	11.300	8	42.500	7 =
6	Lucy	Telfer	Arbroath	L4OOA-14+Yr	11.550	9	1.5	9.400	17	3.0	10.450	9 =	3.1	11.100	10	42.500	7 =
13	Anna	Black	Auchterarder	L4OOA-14+Yr	11.400	11 =	1.9	9.850	10	3.4	10.700	3	3.1	10.350	18 =	42.300	9 =
2	Rachel	Murphy	Arbroath	L4OOA-14+Yr	11.700	5	2.1	9.750	13	2.4	9.650	18	3.0	11.200	9	42.300	9 =
11	Orin	Murray	Auchterarder	L4OOA-14+Yr	11.000	19	1.6	10.200	4	2.6	10.550	6	2.5	10.350	18 =	42.100	11
18	Lucy	Boyd	Dunfermline Zodiak	L4OOA-14+Yr	11.250	17	1.1	8.650	22	2.8	10.600	4	3.4	11.000	11	41.500	12
8	Louise	Bryant	Cumbernauld	L4OOA-14+Yr	11.400	11 =	1.5	9.900	9	2.8	9.800	15 =	3.0	10.350	18 =	41.450	13
28	Sarah	Happs	Lasswade	L4OOA-14+Yr	11.100	18	1.6	9.500	16	2.6	9.800	15 =	3.1	10.950	12	41.350	14
19	Maia	Clark	Dunfermline Zodiak	L4OOA-14+Yr	11.300	15 =	1.6	9.200	19	3.4	10.050	13	2.6	10.600	16 =	41.150	15
7	Nikki	Mckee	Cumbernauld	L4OOA-14+Yr	11.450	10	1.6	10.000	6 =	1.5	8.650	21 =	3.1	10.600	16 =	40.700	16 =
23	Sophie	Chalmers	Dynamic	L4OOA-14+Yr	10.950	20	1.5	8.650	21	2.2	10.300	12	3.2	10.800	15	40.700	16 =
27	Jennifer	Campbell	lbex	L4OOA-14+Yr	10.750	22	1.4	8.550	23	3.0	10.450	9 =	3.1	10.800	14	40.550	18
3	Lucy	Hopper	Arbroath	L4OOA-14+Yr	12.050	1	1.6	9.150	20	3.3	9.200	19	2.4	10.050	21	40.450	19
15	Chloe	Gregor	West Lothian	L4OOA-14+Yr	11.650	6 =	2.1	10.700	3	3.1	9.950	14	2.3	8.000	22	40.300	20
17	Julia	Walker	West Lothian	L4OOA-14+Yr	11.350	14	1.5	9.800	11 =	2.7	7.950	24	3.0	10.900	13	40.000	21
25	Natasha	Masson	Garioch	L4OOA-14+Yr	10.550	23	1.7	9.550	15	2.6	8.350	23	3.3	11.500	5	39.950	22
14	Kerry	Mcginlay	West Lothian	L4OOA-14+Yr	11.400	11 =	1.6	9.400	18	2.6	10.500	8	2.6	7.250	23	38.550	23
9	Victoria	Mathieson	Auchterarder	L4OOA-14+Yr	0.000	24 =	1.7	8.350	24	3.0	8.650	21 =	2.0	5.800	24	22.800	24

2019 SG Vol Elite 432

Womens Gymnastics

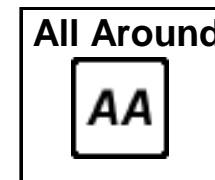
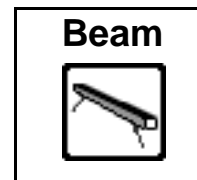



L400A-12/13Yr

No	Name	Region	Comp	VTB		D	UB		D	BB		D	FX		AA		
219	Kayla	Bisset	City of Edinburgh	L400A-12/13Yr	12.300	1	2.1	10.900	4	2.5	10.933	2	3.1	12.000	2	46.133	1
232	Hannah	Mcperson	Balwearie	L400A-12/13Yr	12.250	2	2.9	11.500	1	3.3	10.567	5	3.2	11.800	3	46.117	2
235	Makenzie	Lees	West Lothian	L400A-12/13Yr	12.225	3	1.5	10.100	15	2.6	10.633	4	3.0	11.750	4	44.708	3
222	Sommer	Dean	Dumfries Y	L400A-12/13Yr	11.900	6	2.1	10.400	8	3.1	10.800	3	3.1	11.400	9	44.500	4
224	Elise	Mckenzie	Dunfermline Zodiak	L400A-12/13Yr	11.950	5	2.0	10.700	5	2.3	10.133	9	3.1	11.600	6	44.383	5
223	Sophie	Callachan	Dundonald	L400A-12/13Yr	11.800	9	2.9	11.000	2	2.7	10.133	10	3.4	11.300	11	44.233	6
230	Caitlin	Douglas	Auchterarder	L400A-12/13Yr	11.600	22	2.8	10.200	12	2.9	11.067	1	3.1	10.900	19	43.767	7
229	Carys	Higgins	Auchterarder	L400A-12/13Yr	11.300	27	1.5	10.300	10	2.8	10.467	6	3.1	11.550	7	43.617	8
226	Kayley	Steele	Arbroath	L400A-12/13Yr	11.850	8	2.8	11.000	2	2.6	9.333	17	3.1	11.050	14	43.233	9
220	Millie May	Tulloch	Meadowbank	L400A-12/13Yr	11.875	7	1.5	9.750	22	2.0	10.167	8	2.9	11.050	14	42.842	10
221	Alexa	Hattie	Cumbernauld	L400A-12/13Yr	12.100	4	1.6	10.350	9	2.4	9.133	20	3.1	11.250	12	42.833	11
208	Taylor	Deane	Lenzie Woodhead	L400A-12/13Yr	11.600	20	2.1	10.300	10	2.8	10.267	7	3.1	10.500	23	42.667	12
227	Anna	Smit	Hamilton	L400A-12/13Yr	11.800	9	2.2	10.150	13	2.2	9.467	14	2.9	10.950	18	42.367	13
225	Cara	Mcleary	Dynamic	L400A-12/13Yr	11.750	14	2.7	10.500	7	3.6	9.167	19	2.7	10.850	20	42.267	14
231	Harriet	Wilson	Auchterarder	L400A-12/13Yr	11.600	20	2.2	10.600	6	3.4	9.000	23	3.0	11.000	17	42.200	15
217	Victoria May	Melville	City of Aberdeen	L400A-12/13Yr	11.800	9	2.1	8.900	27	2.5	9.333	16	3.1	12.100	1	42.133	16
210	Milly	Ironside	Garioch	L400A-12/13Yr	11.675	18	1.5	9.950	18	2.6	9.900	12	3.2	10.600	22	42.125	17
212	Matangi	Sankriti	Garioch	L400A-12/13Yr	11.775	13	1.7	9.650	23	2.6	9.100	21	3.2	11.400	9	41.925	18
214	Elizabeth	Woods	Central	L400A-12/13Yr	11.550	23	2.2	10.150	13	2.0	8.800	24	3.0	11.400	8	41.900	19
213	Alexa	Thom	Garioch	L400A-12/13Yr	11.700	16	1.5	9.950	18	2.5	9.100	21	3.1	11.050	14	41.800	20
215	Kara	Nelson	Central	L400A-12/13Yr	11.700	16	1.5	9.200	26	2.4	9.767	13	3.0	11.100	13	41.767	21
234	Ellie	Davidson	Balwearie	L400A-12/13Yr	11.750	14	1.7	9.400	25	2.4	8.433	26	3.1	11.650	5	41.233	22
233	Freya	Scott	Balwearie	L400A-12/13Yr	11.800	9	2.0	9.950	17	2.5	8.500	25	3.1	10.850	20	41.100	23
206	Tia	Kirkwood	Lenzie Woodhead	L400A-12/13Yr	11.550	23	1.5	10.100	15	2.7	9.233	18	3.1	9.750	24	40.633	24
209	Fallon	Jamieson	Lenzie Woodhead	L400A-12/13Yr	11.625	19	1.5	9.800	21	2.5	9.967	11	2.2	8.500	26	39.892	25
216	Erin	Adams	City of Aberdeen	L400A-12/13Yr	11.550	23	2.1	9.650	23	3.0	9.400	15	2.8	8.850	25	39.450	26
207	Anna	Brown	Lenzie Woodhead	L400A-12/13Yr	11.525	26	1.5	9.850	20	2.3	8.267	27	3.3	8.100	27	37.742	27

2019 SG Vol Elite 432

Womens Gymnastics


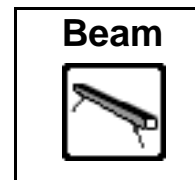



L4OOA-10/11Yr

No	Name	Region	Comp	VTB		D	UB		D	BB		D	FX		AA		
80	Darcie	Ward	Balwearie	L4OOA-10/11Yr	11.500	5 =	2.0	10.650	7	3.1	12.000	2	3.1	12.150	1	46.300	1
77	Evie	Croy	Balwearie	L4OOA-10/11Yr	10.900	24 =	2.8	11.550	1	3.1	12.350	1	3.0	11.000	14 =	45.800	2 =
84	Megan	Coyle	City of Edinburgh	L4OOA-10/11Yr	11.650	3 =	2.7	11.350	3	2.8	11.000	6 =	3.1	11.800	6 =	45.800	2 =
76	Rachael	Gray	Balwearie	L4OOA-10/11Yr	11.200	15 =	2.1	10.900	4	3.6	10.900	9	3.1	11.900	3	44.900	4
86	Maura	Ward	Cumbernauld	L4OOA-10/11Yr	11.400	9	2.1	10.250	12	3.3	11.150	5	3.0	11.800	5	44.600	5
82	Amelie	Frain	City of Aberdeen	L4OOA-10/11Yr	11.150	17	3.0	10.400	10 =	3.3	11.000	6 =	3.2	11.950	2	44.500	6
75	Leah	Douglas	Garioch	L4OOA-10/11Yr	11.650	3 =	2.7	10.200	13	3.5	10.900	8	3.1	11.650	9	44.400	7
70	Alexis	Meikle	Largs	L4OOA-10/11Yr	11.050	18 =	2.8	9.700	18	3.5	11.700	3	3.2	11.600	11 =	44.050	8
79	Amelie	Mitchell	Balwearie	L4OOA-10/11Yr	11.250	13 =	2.8	10.850	5	3.1	9.750	19 =	3.2	11.800	6 =	43.650	9
83	Grace	Sharp	City of Edinburgh	L4OOA-10/11Yr	11.750	1	2.1	9.850	16 =	2.6	10.100	16	3.2	11.850	4	43.550	10
78	Isla	Millar	Balwearie	L4OOA-10/11Yr	11.000	21 =	2.1	10.700	6	2.6	10.450	11 =	3.0	11.000	14 =	43.150	11
68	Emma	Kay	Largs	L4OOA-10/11Yr	11.450	7 =	2.7	9.450	20 =	3.7	10.600	10	3.1	11.550	13	43.050	12
89	Eva	Gardner	Auchterarder	L4OOA-10/11Yr	11.300	11 =	1.5	9.850	16 =	3.3	10.100	15	3.1	11.600	11 =	42.850	13
94	Catriona	Thomson	Lasswade	L4OOA-10/11Yr	10.900	24 =	2.7	11.500	2	3.3	9.500	22	3.2	10.800	21	42.700	14
74	Alethea	Klopper	Garioch	L4OOA-10/11Yr	11.500	5 =	2.7	9.400	22	3.5	9.700	21	3.3	11.600	10	42.200	15
96	Elizabeth	Rowlands	Lasswade	L4OOA-10/11Yr	11.700	2	2.1	10.500	9	2.5	9.000	24	3.0	10.850	20	42.050	16
85	Lucy	Goodwin	City of Glasgow	L4OOA-10/11Yr	11.050	18 =	1.6	9.450	20 =	2.6	10.350	13 =	3.1	11.000	14 =	41.850	17
69	Rebecca	Steel	Largs	L4OOA-10/11Yr	11.050	18 =	2.1	10.400	10 =	2.5	8.550	27	3.1	11.750	8	41.750	18
87	Keira	Deane	Lenzie Woodhead	L4OOA-10/11Yr	10.850	27	1.5	8.650	26	2.6	11.550	4	3.1	10.500	25	41.550	19 =
90	Ivanna	Davis-Grierson	Dumfries Y	L4OOA-10/11Yr	11.450	7 =	2.2	9.950	14 =	2.5	9.750	19 =	2.9	10.400	26	41.550	19 =
93	Chloe	Murray	Lasswade	L4OOA-10/11Yr	10.900	24 =	2.8	9.600	19	2.9	9.900	17	3.1	10.950	18 =	41.350	21
81	Hannah	Esson	City of Aberdeen	L4OOA-10/11Yr	11.000	21 =	1.5	9.200	24	2.5	10.450	11 =	2.9	10.600	24	41.250	22
73	Madison	Glassey	DGC2k	L4OOA-10/11Yr	10.950	23	2.7	9.350	23	3.1	9.800	18	3.2	10.950	18 =	41.050	23
91	Zara	Edwards	Dunfermline Zodiac	L4OOA-10/11Yr	11.250	13 =	2.0	9.950	14 =	2.2	8.650	26	3.1	11.000	14 =	40.850	24
92	Imogen	Edwards	Dunfermline Zodiac	L4OOA-10/11Yr	11.300	11 =	2.0	10.550	8	2.9	9.050	23	2.6	9.850	27	40.750	25
71	Ruby	Ritchie	DGC2k	L4OOA-10/11Yr	11.200	15 =	2.1	9.050	25	2.7	8.950	25	3.1	10.650	23	39.850	26
88	Pola	Nowicka	Meadowbank	L4OOA-10/11Yr	11.350	10	0.0	0.000	27 =	2.5	10.350	13 =	3.0	10.750	22	32.450	27

2019 SG Vol Elite 432

Womens Gymnastics

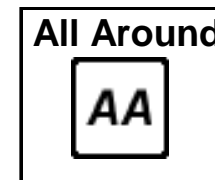
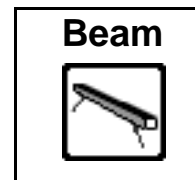



L300A-13+Yr

No	Name		Region	Comp	VTA		D	UB		D	BB		D	FX		AA	
171	Sophie	Craig	Cumbernauld	L300A-13+Yr	12.100	2	2.4	10.367	1	3.0	11.300	3 =	3.6	11.000	14	44.767	1
173	Orla	Crofts	Balwearie	L300A-13+Yr	12.067	3	2.5	10.167	4	3.6	10.600	10	3.4	11.533	3	44.367	2
156	Molly	McHale	Fife	L300A-13+Yr	12.217	1	1.7	9.833	6	2.7	10.833	8	3.2	11.433	4	44.317	3
144	Elise	Marwick	Lasswade	L300A-13+Yr	11.600	10	1.6	10.300	2	3.0	10.500	11	3.3	11.333	5 =	43.733	4
170	Olivia	Curle	Cumbernauld	L300A-13+Yr	11.683	7	1.1	9.033	11 =	3.3	11.933	1	3.3	11.033	13	43.683	5
146	Hannah	Rutherford	City of Edinburgh	L300A-13+Yr	11.500	12 =	1.1	8.900	14	3.2	11.567	2	3.3	11.633	1	43.600	6
138	Sophie	Mo	Hamilton	L300A-13+Yr	11.383	18	3.1	10.233	3	2.9	10.733	9	3.3	11.200	9	43.550	7
166	Ciara	Miller	Meadowbank	L300A-13+Yr	11.650	9	1.7	9.567	7 =	2.8	10.433	14	3.4	11.633	2	43.283	8
168	Niamh	O'Rourke	Cumbernauld	L300A-13+Yr	11.767	4	1.8	9.567	7 =	2.6	10.967	6	3.2	10.700	19	43.000	9
161	Lucy	Mclachlan	Fife	L300A-13+Yr	11.700	5 =	1.1	9.100	10	2.7	10.467	12 =	3.3	11.333	5 =	42.600	10
149	Emma	Kelsey	City of Aberdeen	L300A-13+Yr	11.500	12 =	2.4	8.567	20	3.3	11.300	3 =	3.4	11.133	11	42.500	11
157	Emma	Struthers	Fife	L300A-13+Yr	11.500	12 =	1.1	9.033	11 =	2.7	10.467	12 =	3.0	11.333	5 =	42.333	12
177	Kirsten	Wood	Garioch	L300A-13+Yr	11.317	19	2.3	9.833	5	2.8	9.867	18	2.7	10.567	20 =	41.583	13
152	Carys	Cassells	Dunfermline Zodiak	L300A-13+Yr	11.667	8	1.7	8.900	15	3.0	9.900	17	3.3	11.100	12	41.567	14
154	Eva	Coleman	Lenzie Woodhead	L300A-13+Yr	11.483	15	1.0	7.533	21	2.7	11.000	5	3.5	11.333	5 =	41.350	15
162	Chloe	Marwick	Fife	L300A-13+Yr	11.700	5 =	1.7	8.867	16	2.4	9.833	19	2.9	10.933	17	41.333	16
158	Emily	Hunter	Fife	L300A-13+Yr	11.033	20	1.1	8.933	13	2.5	10.167	15	3.1	10.867	18	41.000	17
147	Willow	Welch	City of Edinburgh	L300A-13+Yr	11.433	16	1.1	8.767	18	2.8	9.633	20	2.7	10.967	16	40.800	18
137	Jenna	Grant	Hamilton	L300A-13+Yr	10.967	21	1.7	9.133	9	2.9	10.000	16	3.4	10.567	20 =	40.667	19
155	Janie	Evans	Lenzie Woodhead	L300A-13+Yr	11.400	17	1.7	8.800	17	3.0	10.900	7	3.2	9.500	22	40.600	20
160	Chloe	Grant	Fife	L300A-13+Yr	10.533	22	1.7	8.733	19	2.7	9.000	21	3.1	11.200	10	39.467	21
136	Ruth	Cowie	Hamilton	L300A-13+Yr	11.550	11	1.0	7.167	22	2.6	8.133	22	3.5	10.967	15	37.817	22

2019 SG Vol Elite 432

Womens Gymnastics



L300A-12Yr

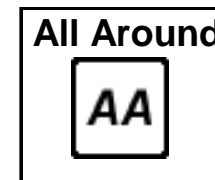
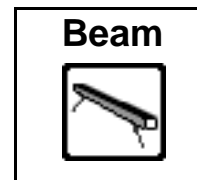

No	Name		Region	Comp	VTA		D	UB		D	BB		D	FX		AA	
143	Chloe	Workman	Largs	L300A-12Yr	12.317	1	2.3	10.500	2	3.9	12.000	1	3.4	11.667	1	46.483	1
148	Ellie	Heap	City of Edinburgh	L300A-12Yr	11.483	3	2.3	10.833	1	3.5	10.567	4	3.3	11.333	3	44.217	2
153	Katy	Haslam	Dunfermline Zodiak	L300A-12Yr	11.183	6	2.2	9.933	4	3.2	10.933	2	3.5	10.933	5 =	42.983	3
139	Brooke	Reynolds	Hamilton	L300A-12Yr	11.667	2	1.8	9.633	5	2.6	10.167	5	3.1	10.933	5 =	42.400	4
178	Aphra	Davidson	Garioch	L300A-12Yr	10.533	7	2.5	10.333	3	3.8	10.633	3	2.7	10.567	7	42.067	5
151	Amy	Reece	City of Aberdeen	L300A-12Yr	11.217	5	2.4	9.267	7	3.1	9.900	6	3.5	11.633	2	42.017	6
150	Lexi	Walker	City of Aberdeen	L300A-12Yr	11.433	4	2.4	9.600	6	3.2	9.700	7	3.4	11.267	4	42.000	7

L300A-11Yr

No	Name		Region	Comp	VTA		D	UB		D	BB		D	FX		AA	
175	Amber	Thomson	Balwearie	L300A-11Yr	12.300	1	2.4	10.367	2	3.6	10.933	4	3.6	11.667	2	45.267	1
142	Eva	Aitken	Largs	L300A-11Yr	11.117	9	2.5	9.900	4	3.7	11.733	1	3.4	11.567	4	44.317	2
134	Erin	Devine	Hamilton	L300A-11Yr	12.150	2	1.8	9.200	8	2.9	10.700	6	3.4	11.667	1	43.717	3
145	Holly	Wilson	City of Edinburgh	L300A-11Yr	10.967	11	2.5	10.467	1	2.8	10.733	5	3.1	11.267	5	43.433	4
141	Olivia	Mcewan	Largs	L300A-11Yr	11.050	10	1.7	9.300	7	3.6	11.333	2	3.3	11.233	6	42.917	5
159	Kelyn	Paton	Fife	L300A-11Yr	11.500	4	1.7	9.533	5	2.6	10.600	7	3.3	11.033	9	42.667	6
176	Halle	Mathieson	Garioch	L300A-11Yr	11.350	6	1.7	9.400	6	3.7	9.767	10	3.4	11.633	3	42.150	7
135	Bonnie	Mccann	Hamilton	L300A-11Yr	11.300	7	2.5	10.200	3	2.6	10.400	8	2.6	10.067	11	41.967	8
140	Brodi-Elise	Cunningham	Hamilton	L300A-11Yr	11.417	5	1.7	9.200	9	2.9	10.067	9	3.1	11.167	8	41.850	9
167	Louise	Joyce	Meadowbank	L300A-11Yr	11.767	3	1.7	7.333	11	3.1	11.200	3	3.3	10.933	10	41.233	10
174	Taylor	Duncan	Balwearie	L300A-11Yr	11.217	8	2.4	9.100	10	3.2	9.667	11	3.4	11.200	7	41.183	11

2019 SG Vol Elite 432

Womens Gymnastics



L200A

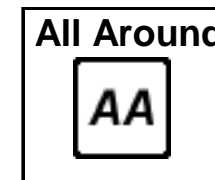
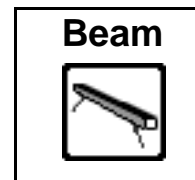

No	Name		Region	Comp	VTA		D	UB		D	BB		D	FX		AA	
202	Neve	Mitchell	Balwearie	L200A	12.150	2	3.5	11.650	1	3.9	11.700	1	3.7	11.300	3	46.800	1
184	Katie	Coull	Hamilton	L200A	12.775	1	1.3	9.500	3	3.2	10.700	2	3.5	11.650	1 =	44.625	2
200	Rebecca-Ann	Greig	Garioch	L200A	11.325	4	2.0	10.550	2	2.5	9.367	4	3.5	10.850	4	42.092	3
185	Beth	Fallow	Hamilton	L200A	11.275	5	1.6	8.950	4	2.8	9.300	5	3.4	11.650	1 =	41.175	4
201	Layla	Williams	Garioch	L200A	11.488	3	1.2	7.800	5	3.2	9.767	3	3.8	9.850	5	38.904	5

L51A

No	Name		Region	Comp	VTB		D	UB		D	BB		D	FX		AA	
190	Indira	Williams	West Lothian	L51A	11.200	2	2.7	12.000	1	2.5	9.833	6	2.8	11.550	2	44.583	1
194	Boden-Rose	Agnew	Largs	L51A	11.025	5	2.6	11.050	2	2.9	10.967	1	2.8	11.200	5	44.242	2
192	Isobel	Small	City of Edinburgh	L51A	10.850	8	2.0	10.900	3 =	2.9	10.433	3	2.7	11.250	4	43.433	3
196	Hannah	Robertson	DGC2k	L51A	11.150	3	2.0	10.850	5	3.0	10.000	5	2.7	11.350	3	43.350	4
191	Sofi	Bullen	West Lothian	L51A	10.825	9	2.0	10.650	6	2.5	10.033	4	2.8	11.650	1	43.158	5
204	Olivia	Allan	Garioch	L51A	11.100	4	2.0	10.100	10 =	3.0	10.933	2	2.7	10.750	9 =	42.883	6
205	Evie	Meikle	Balwearie	L51A	11.300	1	2.0	10.100	10 =	2.4	9.367	7	2.7	11.100	7	41.867	7
187	Emme	Boyle	Dynamic	L51A	10.800	10	2.0	10.500	7	2.9	8.700	12 =	2.8	11.050	8	41.050	8
189	Ellis	Mcgonigle	Dynamic	L51A	10.725	12	2.0	9.850	13	2.9	9.133	10	2.8	10.750	9 =	40.458	9
203	Amaia	Lawrence	Garioch	L51A	10.950	6	2.0	10.250	9	2.9	8.733	11	2.7	10.500	11	40.433	10
198	Evie	Duguid	DGC2k	L51A	10.900	7	2.0	10.900	3 =	2.9	8.700	12 =	2.0	9.700	13	40.200	11
195	Lucy	Tenbruck	DGC2k	L51A	10.750	11	2.0	9.850	12	3.0	9.300	8 =	2.7	10.000	12	39.900	12
197	Jessica	Banks	DGC2k	L51A	10.700	13 =	2.0	10.400	8	2.4	9.300	8 =	1.7	8.800	14	39.200	13
193	Olivia	Paterson	City of Edinburgh	L51A	10.700	13 =	1.5	8.050	14	2.3	8.133	14	2.7	11.150	6	38.033	14

2019 SG Vol Elite 432

Womens Gymnastics

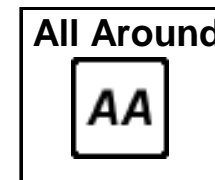
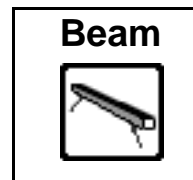
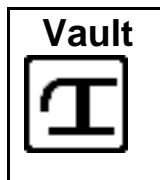


L41A

No	Name		Region	Comp	VTB		D	UB		D	BB		D	FX		AA	
255	Anneli	Crossley	West Lothian	L41A	13.700	1	2.8	12.300	2	2.8	11.100	4	3.0	11.600	1	48.700	1
256	Lilla	Krueger	City of Edinburgh	L41A	12.825	6	2.7	11.650	7	2.7	11.633	1	3.1	11.150	8	47.258	2
245	Kira	Sharp	East Kilbride	L41A	12.300	12 =	3.0	12.350	1	2.7	11.267	2	3.0	11.250	2 =	47.167	3
243	Mairead	Weir	East Kilbride	L41A	12.550	9	3.0	12.150	3	3.0	11.200	3	2.9	11.250	2 =	47.150	4
262	Abbie	Beveridge	Balwearie	L41A	13.175	2	2.9	11.250	9	3.0	11.033	5	3.1	11.200	6 =	46.658	5
261	Maisie	Mckenzie	DGC2k	L41A	13.150	3	3.0	11.500	8	2.6	10.567	7	3.0	11.100	9	46.317	6
249	Eilidh	Winton	Central	L41A	13.000	5	2.5	11.000	11 =	2.5	10.667	6	2.9	11.250	2 =	45.917	7
254	Ava	Green	West Lothian	L41A	13.050	4	2.5	11.200	10	3.0	10.367	9 =	3.0	11.200	6 =	45.817	8
248	Ariela	Baya	Largs	L41A	12.525	10	3.0	10.650	13	3.2	10.500	8	3.1	11.000	11 =	44.675	9
253	Reese	Brown	Dynamic	L41A	12.725	7	2.9	11.950	5	3.1	8.733	17	3.0	11.250	2 =	44.658	10
250	Alyssa	Robertson	Dynamic	L41A	12.400	11	2.7	11.750	6	2.6	9.500	14	2.9	10.650	15	44.300	11
244	Niamh	Mckerry	East Kilbride	L41A	12.075	15	2.9	12.000	4	3.0	8.967	16	2.9	10.600	16	43.642	12
251	Alice	Anderson	Dynamic	L41A	12.700	8	2.4	9.650	16	2.6	10.200	11 =	3.0	11.000	11 =	43.550	13
252	Cara	Kearney	Dynamic	L41A	12.300	12 =	2.8	11.000	11 =	3.1	9.133	15	2.9	11.050	10	43.483	14
263	Emily	Mcluskie	Hamilton	L41A	12.050	16	2.8	10.500	14	2.4	10.367	9 =	3.0	9.800	17	42.717	15
246	Kirsten	Keys	City of Glasgow	L41A	11.700	17	2.4	9.900	15	2.5	10.200	11 =	3.0	10.900	13 =	42.700	16
247	Jaya	Smith	City of Glasgow	L41A	12.300	12 =	2.4	9.600	17	2.2	9.733	13	3.0	10.900	13 =	42.533	17

2019 SG Vol Elite 432

Womens Gymnastics



L3IA

No	Name		Region	Comp	VTA		D	UB		D	BB		D	FX		AA	
236	Brooke	Evans	Dynamic	L3IA	12.625	1	3.2	11.700	1	3.7	10.933	4	3.6	11.450	3	46.708	1
260	Hannah	Gibbons	Balwearie	L3IA	12.113	8	1.8	9.900	7	3.8	12.000	1	3.3	11.500	2	45.512	2
239	Katie	Dobson	Dynamic	L3IA	12.150	7	3.0	11.600	2	3.1	11.333	2	2.1	10.100	10	45.183	3
238	Cara	O'Donnell	Dynamic	L3IA	12.475	3	2.3	10.650	3	3.3	9.600	8	3.5	11.400	4	44.125	4
257	Orla	Stirton	DGC2k	L3IA	12.313	4	1.3	10.000	5	2.9	10.967	3	2.8	10.750	8	44.029	5
258	Rowan	Davidson	DGC2k	L3IA	12.475	2	1.3	9.950	6	3.4	9.467	9	3.5	11.550	1	43.442	6
259	Summer	Gordon	Hamilton	L3IA	11.725	10	2.0	9.550	9	2.7	10.300	6	3.1	11.100	7	42.675	7
237	Lisa	Mcmonagle	Dynamic	L3IA	12.263	5	2.0	10.050	4	2.7	9.800	7	3.4	10.550	9	42.662	8
240	Holly	Girvan	Meadowbank	L3IA	12.175	6	2.0	9.800	8	3.8	8.267	11	3.2	11.200	5	41.442	9
242	Christina	Ponsonby	City of Glasgow	L3IA	12.075	9	1.5	8.850	10	3.1	9.100	10	3.4	11.100	6	41.125	10
241	Siara	Colrairie	City of Glasgow	L3IA	11.675	11	0.6	8.050	11	2.8	10.857	5	2.2	9.650	11	40.232	11

L2IA

No	Name		Region	Comp	VTA		D	UB		D	BB		D	FX		AA	
182	Phoebe	Cameron	City of Glasgow	L2IA	11.800	4	2.6	10.350	1	4.4	12.233	1	3.8	11.900	1	46.283	1
180	Ava	Macfarlane	City of Glasgow	L2IA	12.013	3	1.9	9.550	2	4.0	10.900	2	3.7	11.750	2	44.212	2
199	Casey	Reid	Garioch	L2IA	12.288	1	1.3	8.800	3 =	3.8	10.033	3	3.8	11.450	4	42.571	3
183	Emily	Spratt	City of Glasgow	L2IA	12.050	2	0.8	8.800	3 =	2.7	7.767	5	3.4	11.150	5	39.767	4
179	Abigail	Cochrane	City of Glasgow	L2IA	10.975	6	0.9	7.500	6	3.8	9.367	4	3.5	11.500	3	39.342	5
181	Emily	Shearer	City of Glasgow	L2IA	11.363	5	1.1	8.550	5	3.0	7.133	6	2.8	10.800	6	37.846	6